

Setup Guide

1 Unpack



A1600EBT DECT 6.0
Amplified Cordless
Expandable Handset

Please see the ClearSounds A1600BT DECT 6.0 Amplified Cordless Phone with Bluetooth User's Guide for additional instructions.



Telephone handset



A1600EBT base station



AC power adapter assembly



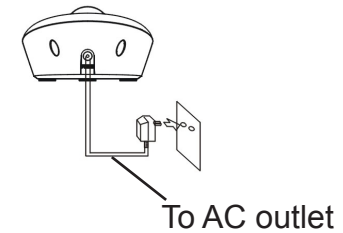
Three rechargeable AAA
NiMH batteries



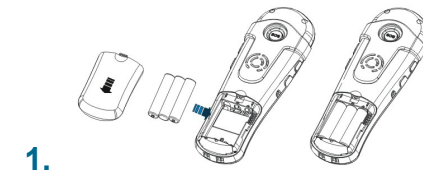
Carrying clip

2 Power

Plug in



Charge



1.



2.

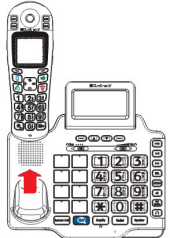





Prior to use, charge for 24 hours.









ClearSoundsTM
It's Communication Amplified.

 **ClearSounds 1-800-965-9043**

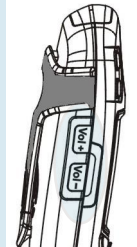
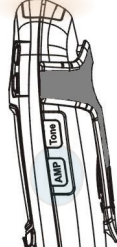
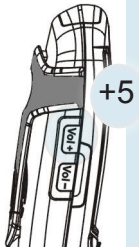
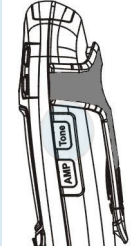
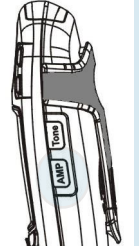
3 Register

	<ol style="list-style-type: none"> 1. Lift the handset and place it away from the base. 2. Press and hold  until you hear one continuous tone.
 <p>N e w A1600EBT handset</p>	<ol style="list-style-type: none"> 1. Press . 2. Press  ,  REGISTRATION <p>OK and then the handset number appear on the handset screen.</p>

4 Call

Place	Answer	End
<ol style="list-style-type: none"> 1. Dial . 2. Press . 	<ol style="list-style-type: none"> 1.  Lift 2. Press . 	<p>Press .</p>

5 Volume

Adjust	Amplify	Maximize
<ol style="list-style-type: none"> 1.  Volume 	 AMP	<ol style="list-style-type: none"> 1.  AMP
<ol style="list-style-type: none"> 2.  Tone 		<ol style="list-style-type: none"> 2.  AMP



ClearSounds 1-800-965-9043